



Reception Homework  
Week beginning: 26<sup>th</sup> February 2018



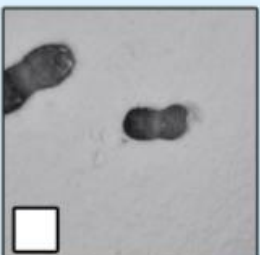











<p style="text-align: center;"><u>Understanding the World Homework</u></p> <p>Make the most of the snow and go for a snow walk to see what you can find. Using the checklist can you tick off what you find along the way?</p> <p>Do any of the things which you have spotted on your snow walk have any digraphs or trigraphs in which we have learnt? For example, “footprints” has the “oo” digraph.</p>	<p style="text-align: center;"><u>Expressive Arts and Design Homework</u></p> <p>We would love to see your snow creations which you have been building!! Please can you draw a picture of your snowman. Make sure you include all the detail such as the snowman’s hat, buttons and carrot for a nose! Please also send us any pictures too.</p> <p style="text-align: center;">Here is Miss Parker’s Snowman ☐</p> <div data-bbox="983 842 1234 1173" data-label="Image"></div>	<p style="text-align: center;"><u>Mathematics Homework</u></p> <p>Can you practice your addition in the snow? Please begin by practicing with numbers which add up to 10 and then moving on to numbers which add up to 20 once confident.</p> <p>You could practice this with snowballs, snowmen or even the snowman’s nose! You can then write the addition in the snow. Remember the addition and equals symbols.</p>
<u>Comments</u>	<u>Comments</u>	<u>Comments</u>

Reception Homework

Week beginning: 26<sup>th</sup> February 2018

**Snow Hunt Checklist**

 <input type="checkbox"/>	 <input type="checkbox"/>	 <input type="checkbox"/>
 <input type="checkbox"/>	 <input type="checkbox"/>	 <input type="checkbox"/>
 <input type="checkbox"/>	 <input type="checkbox"/>	 <input type="checkbox"/>
 <input type="checkbox"/>	 <input type="checkbox"/>	 <input type="checkbox"/>